

**MUNICIPIO DE MÉRIDA YUCATÁN**  
**ESTADO ANALÍTICO DE INGRESOS**  
**DEL 1 DE ENERO AL 30 DE JUNIO DE 2020**

| Rubro de Ingreso                                                                                                            | Ingreso                 |                            |                         |                         |                         | Diferencia               |
|-----------------------------------------------------------------------------------------------------------------------------|-------------------------|----------------------------|-------------------------|-------------------------|-------------------------|--------------------------|
|                                                                                                                             | Estimado                | Ampliaciones y Reducciones | Modificado              | Devengado               | Recaudado               |                          |
|                                                                                                                             | (1)                     | (2)                        | (3=1+2)                 | (4)                     | (5)                     |                          |
| Impuestos                                                                                                                   | 1,085,668,450.00        | -601,767.81                | 1,085,066,682.19        | 656,647,973.19          | 656,647,973.19          | -429,020,476.81          |
| Cuotas y Aportaciones de Seguridad Social                                                                                   | 0.00                    | 0.00                       | 0.00                    | 0.00                    | 0.00                    | 0.00                     |
| Contribuciones de Mejoras                                                                                                   | 0.00                    | 0.00                       | 0.00                    | 0.00                    | 0.00                    | 0.00                     |
| Derechos                                                                                                                    | 249,327,156.00          | -31,016,404.58             | 218,310,751.42          | 89,702,257.42           | 89,702,257.42           | -159,624,898.58          |
| Productos                                                                                                                   | 46,126,482.00           | 5,125,075.12               | 51,251,557.12           | 27,004,239.12           | 27,004,239.12           | -19,122,242.88           |
| Aprovechamiento                                                                                                             | 10,926,669.00           | -2,893,769.86              | 8,032,899.14            | 2,675,457.14            | 2,675,457.14            | -8,251,211.86            |
| Ingresos por Ventas de Bienes , Prestación de Servicios y Otros Ingresos                                                    | 0.00                    | 0.00                       | 0.00                    | 0.00                    | 0.00                    | 0.00                     |
| Participaciones, Aportaciones, Convenios, Incentivos Derivados de la Colaboración Fiscal y Fondos Distintos de Aportaciones | 2,193,114,069.00        | -45,969,948.05             | 2,147,144,120.95        | 1,040,077,756.95        | 1,040,077,756.95        | -1,153,036,312.05        |
| Transferencias, Asignaciones, Subsidios y Subvenciones, y Pensiones y Jubilaciones                                          | 0.00                    | 0.00                       | 0.00                    | 0.00                    | 0.00                    | 0.00                     |
| Ingresos Derivados de Financiamientos                                                                                       | 0.00                    | 0.00                       | 0.00                    | 0.00                    | 0.00                    | 0.00                     |
| <b>Total</b>                                                                                                                | <b>3,585,162,826.00</b> | <b>-75,356,815.18</b>      | <b>3,509,806,010.82</b> | <b>1,816,107,683.82</b> | <b>1,816,107,683.82</b> | <b>-1,769,055,142.18</b> |
|                                                                                                                             |                         |                            |                         | Ingresos excedentes     |                         |                          |

| Estado Analítico de Ingresos Por Fuente de Financiamiento                                                                                                                                | Ingreso                 |                            |                         |                         |                         | Diferencia               |
|------------------------------------------------------------------------------------------------------------------------------------------------------------------------------------------|-------------------------|----------------------------|-------------------------|-------------------------|-------------------------|--------------------------|
|                                                                                                                                                                                          | Estimado                | Ampliaciones y Reducciones | Modificado              | Devengado               | Recaudado               |                          |
|                                                                                                                                                                                          | (1)                     | (2)                        | (3=1+2)                 | (4)                     | (5)                     |                          |
| <b>Ingresos del Poder Ejecutivo Federal o Estatal y de los Municipios</b>                                                                                                                | <b>3,585,162,826.00</b> | <b>-75,356,815.18</b>      | <b>3,509,806,010.82</b> | <b>1,816,107,683.82</b> | <b>1,816,107,683.82</b> | <b>-1,769,055,142.18</b> |
| Impuestos                                                                                                                                                                                | 1,085,668,450.00        | -601,767.81                | 1,085,066,682.19        | 656,647,973.19          | 656,647,973.19          | -429,020,476.81          |
| Cuotas y Aportaciones de Seguridad Social                                                                                                                                                | 0.00                    | 0.00                       | 0.00                    | 0.00                    | 0.00                    | 0.00                     |
| Contribuciones de Mejoras                                                                                                                                                                | 0.00                    | 0.00                       | 0.00                    | 0.00                    | 0.00                    | 0.00                     |
| Derechos                                                                                                                                                                                 | 249,327,156.00          | -31,016,404.58             | 218,310,751.42          | 89,702,257.42           | 89,702,257.42           | -159,624,898.58          |
| Productos                                                                                                                                                                                | 46,126,482.00           | 5,125,075.12               | 51,251,557.12           | 27,004,239.12           | 27,004,239.12           | -19,122,242.88           |
| Aprovechamientos                                                                                                                                                                         | 10,926,669.00           | -2,893,769.86              | 8,032,899.14            | 2,675,457.14            | 2,675,457.14            | -8,251,211.86            |
| Participaciones, Aportaciones, Convenios, incentivos Derivados de la Colaboración Fiscal y Fondos Distintos de Aportaciones                                                              | 2,193,114,069.00        | -45,969,948.05             | 2,147,144,120.95        | 1,040,077,756.95        | 1,040,077,756.95        | -1,153,036,312.05        |
| Transferencias, Asignaciones, Subsidios y Subvenciones, y Pensiones y Jubilaciones                                                                                                       | 0.00                    | 0.00                       | 0.00                    | 0.00                    | 0.00                    | 0.00                     |
| Ingresos de los Entes Públicos de los Poderes Legislativo y Judicial, de los Órganos Autónomos y del Sector Paraestatal o Paramunicipal, así como de las Empresas Productivas del Estado | 0.00                    | 0.00                       | 0.00                    | 0.00                    | 0.00                    | 0.00                     |
| Cuotas y Aportaciones de Seguridad Social                                                                                                                                                | 0.00                    | 0.00                       | 0.00                    | 0.00                    | 0.00                    | 0.00                     |
| Productos                                                                                                                                                                                | 0.00                    | 0.00                       | 0.00                    | 0.00                    | 0.00                    | 0.00                     |
| Ingresos por Ventas de Bienes Prestación de Servicios y Otros Ingresos                                                                                                                   | 0.00                    | 0.00                       | 0.00                    | 0.00                    | 0.00                    | 0.00                     |
| Transferencias, Asignaciones, Subsidios y Subvenciones, y Pensiones y Jubilaciones                                                                                                       | 0.00                    | 0.00                       | 0.00                    | 0.00                    | 0.00                    | 0.00                     |
| Ingresos derivados de financiamientos                                                                                                                                                    | 0.00                    | 0.00                       | 0.00                    | 0.00                    | 0.00                    | 0.00                     |
| Ingresos Derivados de Financiamientos                                                                                                                                                    | 0.00                    | 0.00                       | 0.00                    | 0.00                    | 0.00                    | 0.00                     |
| <b>Total</b>                                                                                                                                                                             | <b>3,585,162,826.00</b> | <b>-75,356,815.18</b>      | <b>3,509,806,010.82</b> | <b>1,816,107,683.82</b> | <b>1,816,107,683.82</b> | <b>-1,769,055,142.18</b> |
|                                                                                                                                                                                          |                         |                            |                         | Ingresos excedentes     |                         |                          |

Bajo protesta de decir verdad declaramos que los Estados Financieros y sus notas son razonablemente correctos y responsabilidad del emisor

LIC. RENÁN ALBERTO BARRERA CONCHA  
PRESIDENTE MUNICIPAL

LIC. LAURA CRISTINA MUÑOZ MOLINA  
DIRECTORA DE FINANZAS Y TESORERA MUNICIPAL



**MUNICIPIO DE MERIDA YUCATAN**  
**Estado Analítico del Ejercicio del Presupuesto de Egresos**  
**Clasificación Administrativa**  
**ACUMULADO DEL 01 DE ENERO AL 30 DE JUNIO DE 2020.**  
**(PESOS)**

| Concepto                 | Egresos                   |                                |                           |                           |                           | Subejercicio              |
|--------------------------|---------------------------|--------------------------------|---------------------------|---------------------------|---------------------------|---------------------------|
|                          | Aprobado                  | Ampliaciones/<br>(Reducciones) | Modificado                | Devengado                 | Pagado                    |                           |
|                          | 1                         | 2                              | 3 = (1 + 2)               | 4                         | 5                         |                           |
| SECTOR PÚBLICO MUNICIPAL | \$3,585,162,826.00        | \$616,338,186.00               | \$4,201,501,012.00        | \$1,799,533,340.19        | 1,706,904,267.67          | \$2,401,967,671.81        |
| <b>Total del Gasto</b>   | <b>\$3,585,162,826.00</b> | <b>\$616,338,186.00</b>        | <b>\$4,201,501,012.00</b> | <b>\$1,799,533,340.19</b> | <b>\$1,706,904,267.67</b> | <b>\$2,401,967,671.81</b> |

Bajo protesta de decir la verdad declaramos que los Estados Financieros y sus Notas son razonablemente correctos y responsabilidad del emisor.

\_\_\_\_\_  
LIC. RENÁN ALBERTO BARRERA CONCHA  
PRESIDENTE MUNICIPAL


\_\_\_\_\_  
LIC. LAURA CRISTINA MUÑOZ MOLINA  
DIRECTORA DE FINANZAS Y TESORERA MUNICIPAL




MUNICIPIO DE MERIDA YUCATAN  
Estado Analítico del Ejercicio del Presupuesto de Egresos  
Clasificación Económica (por Tipo de Gasto)  
DEL 01 DE ENERO AL 30 DE JUNIO DE 2020.  
(PESOS)

| Concepto                 | Egresos                   |                                |                           |                           |                           | Subejercicio              |
|--------------------------|---------------------------|--------------------------------|---------------------------|---------------------------|---------------------------|---------------------------|
|                          | Aprobado                  | Ampliaciones/<br>(Reducciones) | Modificado                | Devegando                 | Pagado                    |                           |
|                          | 1                         | 2                              | 3 = (1 + 2)               | 4                         | 5                         |                           |
| Gasto Corriente          | \$2,918,191,087.00        | \$326,769,403.00               | \$3,244,960,490.00        | \$1,545,930,488.21        | \$1,467,983,653.22        | \$1,699,030,001.79        |
|                          | \$2,918,191,087.00        | 326,769,403.00                 | \$3,244,960,490.00        | \$1,545,930,488.21        | \$1,467,983,653.22        | \$1,699,030,001.79        |
| Gasto de Capital         | \$470,132,736.00          | \$287,991,219.00               | \$758,123,955.00          | \$161,775,065.84          | \$157,049,663.15          | \$596,348,889.16          |
|                          | \$470,132,736.00          | 287,991,219.00                 | \$758,123,955.00          | \$161,775,065.84          | \$157,049,663.15          | \$596,348,889.16          |
| Pensiones y Jubilaciones | \$196,839,003.00          | \$1,577,564.00                 | \$198,416,567.00          | \$91,827,786.14           | \$81,870,951.30           | \$106,588,780.86          |
|                          | \$196,839,003.00          | 1,577,564.00                   | \$198,416,567.00          | \$91,827,786.14           | \$81,870,951.30           | \$106,588,780.86          |
| <b>Total del Gasto</b>   | <b>\$3,585,162,826.00</b> | <b>\$616,338,186.00</b>        | <b>\$4,201,501,012.00</b> | <b>\$1,799,533,340.19</b> | <b>\$1,706,904,267.67</b> | <b>\$2,401,967,671.81</b> |

Bajo protesta de decir la verdad declaramos que los Estados Financieros y sus Notas son razonablemente correctos y responsabilidad del emisor.

  
LIC. RENÁN ALBERTO BARRERA CONCHA  
PRESIDENTE MUNICIPAL

  
LIC. LAURA CRISTINA MUÑOZ MOLINA  
DIRECTORA DE FINANZAS Y TESORERA MUNICIPAL



MUNICIPIO DE MERIDA YUCATAN

Estado Analítico del Ejercicio del Presupuesto de Egresos  
 Clasificación por Objeto del Gasto (Capítulo y Concepto)  
 DEL 01 DE ENERO AL 30 DE JUNIO DE 2020.

| Concepto                                                                  | Egresos            |                                 |                    |                  |                  | Subejercicio     |
|---------------------------------------------------------------------------|--------------------|---------------------------------|--------------------|------------------|------------------|------------------|
|                                                                           | Aprobado           | Ampliaciones /<br>(Reducciones) | Modificado         | Devengado        | Pagado           |                  |
|                                                                           | 1                  | 2                               | 3 = (1 + 2)        | 4                | 5                |                  |
| <b>SERVICIOS PERSONALES</b>                                               | \$1,215,721,235.00 | \$0.00                          | \$1,215,721,235.00 | \$557,325,092.81 | \$507,375,351.70 | \$658,396,142.19 |
| REMUNERACIONES AL PERSONAL DE CARÁCTER PERMANENTE                         | \$699,597,111.00   | -\$6,041,615.00                 | \$693,555,496.00   | \$323,884,569.56 | \$323,884,569.56 | \$369,670,926.44 |
| REMUNERACIONES AL PERSONAL DE CARÁCTER TRANSITORIO                        | \$73,389,197.00    | \$441,674.00                    | \$73,830,871.00    | \$35,186,974.33  | \$35,106,640.77  | \$38,643,896.67  |
| REMUNERACIONES ADICIONALES Y ESPECIALES                                   | \$163,216,875.00   | \$2,264,353.00                  | \$165,481,228.00   | \$77,971,198.15  | \$43,448,716.06  | \$87,510,029.85  |
| SEGURIDAD SOCIAL                                                          | \$92,695,056.00    | \$592,538.00                    | \$93,287,594.00    | \$42,006,840.54  | \$31,510,435.34  | \$51,280,753.46  |
| OTRAS PRESTACIONES SOCIALES Y ECONOMICAS                                  | \$186,822,996.00   | \$2,743,050.00                  | \$189,566,046.00   | \$78,275,510.23  | \$73,424,989.97  | \$111,290,535.77 |
| <b>MATERIALES Y SUMINISTROS</b>                                           | \$249,771,847.00   | \$9,847,405.00                  | \$259,619,252.00   | \$102,030,949.50 | \$96,328,745.91  | \$157,588,302.50 |
| MATERIALES DE ADMINISTRACION, EMISION DE DOCUMENTOS Y ARTICULOS OFICIALES | \$14,865,150.00    | -\$1,813,995.00                 | \$13,051,155.00    | \$5,706,691.80   | \$5,156,107.54   | \$7,344,463.20   |
| ALIMENTOS Y UTENSILIOS                                                    | \$18,928,314.00    | \$15,444,880.00                 | \$34,373,194.00    | \$9,969,593.75   | \$9,620,271.03   | \$24,403,600.25  |
| MATERIALES Y ARTICULOS DE CONSTRUCCION Y DE REPARACION                    | \$128,964,926.00   | -\$19,656,059.00                | \$109,308,867.00   | \$43,442,422.39  | \$40,555,100.29  | \$65,866,444.61  |
| PRODUCTOS QUIMICOS, FARMACEUTICOS Y DE LABORATORIO                        | \$8,004,800.00     | \$11,099,416.00                 | \$19,104,216.00    | \$7,042,430.77   | \$6,720,575.71   | \$12,061,785.23  |
| COMBUSTIBLES, LUBRICANTES Y ADITIVOS                                      | \$69,934,960.00    | -\$3,113,686.00                 | \$66,821,274.00    | \$28,433,500.09  | \$27,978,789.52  | \$38,387,773.91  |
| VESTUARIO, BLANCOS, PRENDAS DE PROTECCION Y ARTICULOS DEPORTIVOS          | \$3,916,645.00     | \$7,098,751.00                  | \$11,015,396.00    | \$4,400,255.23   | \$4,167,203.48   | \$6,615,140.77   |
| MATERIALES Y SUMINISTROS PARA SEGURIDAD                                   | \$0.00             | \$147,482.00                    | \$147,482.00       | \$0.00           | \$0.00           | \$147,482.00     |
| HERRAMIENTAS, REFACCIONES Y ACCESORIOS MENORES                            | \$5,157,052.00     | \$640,616.00                    | \$5,797,668.00     | \$3,036,055.47   | \$2,130,698.34   | \$2,761,612.53   |



MÚNICIPIO DE MERIDA YUCATAN

Estado Analítico del Ejercicio del Presupuesto de Egresos  
 Clasificación por Objeto del Gasto (Capítulo y Concepto)  
 DEL 01 DE ENERO AL 30 DE JUNIO DE 2020.

| Concepto                                                                 | Egresos            |                                 |                    |                  |                  | Subejercicio     |
|--------------------------------------------------------------------------|--------------------|---------------------------------|--------------------|------------------|------------------|------------------|
|                                                                          | Aprobado           | Ampliaciones /<br>(Reducciones) | Modificado         | Devengado        | Pagado           |                  |
|                                                                          | 1                  | 2                               | 3 = (1 + 2)        | 4                | 5                |                  |
| <b>SERVICIOS GENERALES</b>                                               | \$1,030,396,823.00 | \$38,225,237.00                 | \$1,068,622,060.00 | \$527,955,502.24 | \$510,898,327.95 | \$540,666,557.76 |
| SERVICIOS BÁSICOS                                                        | \$336,685,023.00   | -\$55,383,516.00                | \$281,301,507.00   | \$140,388,292.31 | \$139,619,512.57 | \$140,913,214.69 |
| SERVICIOS DE ARRENDAMIENTO                                               | \$50,644,758.00    | \$14,605,463.00                 | \$65,250,221.00    | \$34,509,013.20  | \$33,386,511.12  | \$30,741,207.80  |
| SERVICIOS PROFESIONALES,<br>CIENTIFICOS, TECNICOS Y OTROS<br>SERVICIOS   | \$158,821,391.00   | \$4,939,350.00                  | \$163,760,741.00   | \$71,412,286.14  | \$69,924,378.78  | \$92,348,454.86  |
| SERVICIOS FINANCIEROS,<br>BANCARIOS Y COMERCIALES                        | \$13,324,600.00    | \$9,139,733.00                  | \$22,464,333.00    | \$11,697,941.95  | \$10,502,814.34  | \$10,766,391.05  |
| SERVICIOS DE INSTALACION,<br>REPARACION, MANTENIMIENTO Y<br>CONSERVACION | \$318,064,445.00   | \$43,069,435.00                 | \$361,133,880.00   | \$146,922,426.37 | \$135,934,521.26 | \$214,211,453.63 |
| SERVICIOS DE COMUNICACIÓN<br>SOCIAL Y PUBLICIDAD                         | \$73,635,487.00    | \$4,967,109.00                  | \$78,602,596.00    | \$51,326,331.91  | \$50,189,325.11  | \$27,276,264.09  |
| SERVICIOS DE TRASLADO Y<br>VIATICOS                                      | \$18,890,509.00    | -\$10,910,085.00                | \$7,980,424.00     | \$848,861.28     | \$783,707.09     | \$7,131,562.72   |
| SERVICIOS OFICIALES                                                      | \$54,825,774.00    | \$22,253,350.00                 | \$77,079,124.00    | \$66,096,596.54  | \$65,803,805.14  | \$10,982,527.46  |
| OTROS SERVICIOS GENERALES                                                | \$5,504,836.00     | \$5,544,398.00                  | \$11,049,234.00    | \$4,753,752.54   | \$4,753,752.54   | \$6,295,481.46   |
| <b>TRANSFERENCIAS, ASIGNACIONES,<br/>SUBSIDIOS Y OTRAS AYUDAS</b>        | \$555,140,185.00   | \$197,258,120.00                | \$752,398,305.00   | \$373,186,670.22 | \$357,992,119.38 | \$379,211,634.78 |
| TRANSFERENCIAS INTERNAS Y<br>ASIGNACIONES AL SECTOR PÚBLICO              | \$30,960,000.00    | \$27,089,509.00                 | \$58,049,509.00    | \$50,129,395.79  | \$50,129,395.79  | \$7,920,113.21   |
| SUBSIDIOS Y SUBVENCIONES                                                 | \$55,473,597.00    | \$92,721,304.00                 | \$148,194,901.00   | \$84,425,575.92  | \$84,425,575.92  | \$63,769,325.08  |
| AYUDAS SOCIALES                                                          | \$265,027,585.00   | \$75,262,743.00                 | \$340,290,328.00   | \$142,776,912.37 | \$137,553,196.37 | \$197,513,415.63 |
| PENSIONES Y JUBILACIONES                                                 | \$196,839,003.00   | \$1,577,564.00                  | \$198,416,567.00   | \$91,827,786.14  | \$81,870,951.30  | \$106,588,780.86 |
| DONATIVOS                                                                | \$6,840,000.00     | \$607,000.00                    | \$7,447,000.00     | \$4,027,000.00   | \$4,013,000.00   | \$3,420,000.00   |



MUNICIPIO DE MERIDA YUCATAN

Estado Analítico del Ejercicio del Presupuesto de Egresos  
 Clasificación por Objeto del Gasto (Capítulo y Concepto)  
 DEL 01 DE ENERO AL 30 DE JUNIO DE 2020.

| Concepto                                                      | Egresos          |                                 |                  |                 |                 | Subejercicio     |
|---------------------------------------------------------------|------------------|---------------------------------|------------------|-----------------|-----------------|------------------|
|                                                               | Aprobado         | Ampliaciones /<br>(Reducciones) | Modificado       | Devengado       | Pagado          |                  |
|                                                               | 1                | 2                               | 3 = (1 + 2)      | 4               | 5               |                  |
| <b>BIENES MUEBLES, INMUEBLES E INTANGIBLES</b>                | \$198,242,611.00 | -\$32,790,784.00                | \$165,451,827.00 | \$45,767,670.13 | \$44,236,410.73 | \$119,684,156.87 |
| MOBILIARIO Y EQUIPO DE ADMINISTRACION                         | \$50,381,128.00  | -\$48,891,530.00                | \$1,489,598.00   | \$818,722.82    | \$751,036.82    | \$670,875.18     |
| MOBILIARIO Y EQUIPO EDUCACIONAL Y RECREATIVO                  | \$0.00           | \$987,525.00                    | \$987,525.00     | \$437,007.03    | \$437,007.03    | \$550,517.97     |
| EQUIPO E INSTRUMENTAL MEDICO Y DE LABORATORIO                 | \$0.00           | \$204,494.00                    | \$204,494.00     | \$79,634.00     | \$79,634.00     | \$124,860.00     |
| VEHICULOS Y EQUIPOS DE TRANSPORTE                             | \$4,287,660.00   | \$9,696,499.00                  | \$13,984,159.00  | \$12,445,432.01 | \$12,445,432.01 | \$1,538,726.99   |
| MAQUINARIA, OTROS EQUIPOS Y HERRAMIENTAS                      | \$143,374,123.00 | \$1,845,621.00                  | \$145,219,744.00 | \$31,534,464.99 | \$30,070,891.59 | \$113,685,279.01 |
| ACTIVOS INTANGIBLES                                           | \$199,700.00     | \$3,366,607.00                  | \$3,566,307.00   | \$452,409.28    | \$452,409.28    | \$3,113,897.72   |
| <b>INVERSION PUBLICA</b>                                      | \$230,307,653.00 | \$321,389,067.00                | \$551,696,720.00 | \$96,434,632.09 | \$96,434,632.09 | \$455,262,087.91 |
| OBRA PUBLICA EN BIENES DE DOMINIO PUBLICO                     | \$230,307,653.00 | \$294,476,410.00                | \$524,784,063.00 | \$93,017,840.00 | \$93,017,840.00 | \$431,766,223.00 |
| OBRA PUBLICA EN BIENES PROPIOS                                | \$0.00           | \$26,912,657.00                 | \$26,912,657.00  | \$3,416,792.09  | \$3,416,792.09  | \$23,495,864.91  |
| <b>INVERSIONES FINANCIERAS Y OTRAS PROVISIONES</b>            | \$105,582,472.00 | \$3,642,936.00                  | \$109,225,408.00 | \$19,572,763.62 | \$16,378,620.33 | \$89,652,644.38  |
| INVERSIONES EN FIDEICOMISOS, MANDATOS Y OTROS ANÁLOGOS        | \$41,582,472.00  | -\$607,064.00                   | \$40,975,408.00  | \$19,572,763.62 | \$16,378,620.33 | \$21,402,644.38  |
| PROVISIONES PARA CONTINGENCIAS Y OTRAS EROGACIONES ESPECIALES | \$64,000,000.00  | \$4,250,000.00                  | \$68,250,000.00  | \$0.00          | \$0.00          | \$68,250,000.00  |
| <b>DEUDA PUBLICA</b>                                          | \$0.00           | \$78,766,205.00                 | \$78,766,205.00  | \$77,260,059.58 | \$77,260,059.58 | \$1,506,145.42   |
| ADEUDOS DE EJERCICIOS FISCALES ANTERIORES (ADEFAS)            | \$0.00           | \$78,766,205.00                 | \$78,766,205.00  | \$77,260,059.58 | \$77,260,059.58 | \$1,506,145.42   |




MUNICIPIO DE MERIDÁ YUCATAN


Estado Analítico del Ejercicio del Presupuesto de Egresos  
Clasificación por Objeto del Gasto (Capítulo y Concepto)  
DEL 01 DE ENERO AL 30 DE JUNIO DE 2020.

| Concepto        | Egresos            |                                 |                    |                    |                    | Subejercicio       |
|-----------------|--------------------|---------------------------------|--------------------|--------------------|--------------------|--------------------|
|                 | Aprobado           | Ampliaciones /<br>(Reducciones) | Modificado         | Devengado          | Pagado             |                    |
|                 | 1                  | 2                               | 3 = (1 + 2)        | 4                  | 5                  |                    |
| Total del Gasto | \$3,585,162,826.00 | \$616,338,186.00                | \$4,201,501,012.00 | \$1,799,533,340.19 | \$1,706,904,267.67 | \$2,401,967,671.81 |

Bajo protesta de decir la verdad declaramos que los Estados Financieros y sus Notas son razonablemente correctos y responsabilidad del emisor.

  
LIC. RENÁN ALBERTO BARRERA CONCHA

PRESIDENTE MUNICIPAL

  
LIC. LAURA CRISTINA MUÑOZ MOLINA  
DIRECTORA DE FINANZAS Y TESORERA MUNICIPAL



**MUNICIPIO DE MERIDA YUCATAN**  
**Estado Analítico del Ejercicio del Presupuesto de Egresos**  
**Clasificación Funcional (Finalidad y Función)**  
**DEL 01 DE ENERO AL 30 DE JUNIO DE 2020.**  
**(PESOS)**

| Concepto                                                      | Egresos            |                                |                    |                    |                    | Subejercicio       |
|---------------------------------------------------------------|--------------------|--------------------------------|--------------------|--------------------|--------------------|--------------------|
|                                                               | Aprobado           | Ampliaciones/<br>(Reducciones) | Modificado         | Devengado          | Pagado             |                    |
|                                                               | 1                  | 2                              | 3 = (1 + 2)        | 4                  | 5                  |                    |
| <b>GOBIERNO</b>                                               | \$1,358,341,028.00 | \$347,823,701.00               | \$1,706,164,729.00 | \$607,000,420.48   | \$567,423,666.50   | \$1,099,164,308.52 |
| LEGISLACION                                                   | \$52,551,549.00    | \$460,181.00                   | \$53,011,730.00    | \$26,263,522.40    | \$23,691,049.96    | \$26,748,207.60    |
| JUSTICIA                                                      | \$5,209,668.00     | \$770,425.00                   | \$5,980,093.00     | \$2,863,972.86     | \$2,550,736.73     | \$3,116,120.14     |
| COORDINACION DE LA<br>POLITICA DE GOBIERNO                    | \$67,529,805.00    | \$61,644.00                    | \$67,591,449.00    | \$30,797,053.95    | \$27,609,543.46    | \$36,794,395.05    |
| RELACIONES<br>EXTERIORES                                      | \$0.00             | \$566,142.00                   | \$566,142.00       | \$210,000.00       | \$210,000.00       | \$356,142.00       |
| ASUNTOS FINANCIEROS<br>Y HACENDARIOS                          | \$121,226,421.00   | \$345,467,056.00               | \$466,693,477.00   | \$20,756,887.29    | \$19,082,394.10    | \$445,936,589.71   |
| SEGURIDAD NACIONAL                                            | \$2,466,741.00     | -\$43,323.00                   | \$2,423,418.00     | \$1,198,423.20     | \$1,098,676.44     | \$1,224,994.80     |
| ASUNTOS DE ORDEN<br>PUBLICO Y DE<br>SEGURIDAD INTERIOR        | \$178,583,178.00   | -\$18,725,918.00               | \$159,857,260.00   | \$63,872,475.17    | \$60,375,162.58    | \$95,984,784.83    |
| OTROS SERVICIOS<br>GENERALES                                  | \$930,773,666.00   | \$19,267,494.00                | \$950,041,160.00   | \$461,038,085.61   | \$432,806,103.23   | \$489,003,074.39   |
| <b>DESARROLLO SOCIAL</b>                                      | \$2,127,398,968.00 | \$177,583,739.00               | \$2,304,982,707.00 | \$1,061,363,604.24 | \$1,012,098,356.92 | \$1,243,619,102.76 |
| PROTECCION AMBIENTAL                                          | \$55,903,387.00    | \$2,059,234.00                 | \$57,962,621.00    | \$30,039,433.17    | \$27,088,254.96    | \$27,923,187.83    |
| VIVIENDA Y SERVICIOS A<br>LA COMUNIDAD                        | \$1,633,347,040.00 | \$45,058,886.00                | \$1,678,405,926.00 | \$698,442,535.63   | \$670,843,449.96   | \$979,963,390.37   |
| SALUD                                                         | \$41,526,978.00    | \$17,848,028.00                | \$59,375,006.00    | \$32,986,990.14    | \$31,112,245.49    | \$26,388,015.86    |
| RECREACION, CULTURA<br>Y OTRAS<br>MANIFESTACIONES<br>SOCIALES | \$98,226,753.00    | \$26,138,680.00                | \$124,365,433.00   | \$75,899,869.97    | \$71,386,330.10    | \$48,465,563.03    |
| EDUCACION                                                     | \$39,038,460.00    | \$2,349,500.00                 | \$41,387,960.00    | \$23,088,162.77    | \$20,079,652.90    | \$18,299,797.23    |





**MUNICIPIO DE MERIDA YUCATAN**  
**Estado Analítico del Ejercicio del Presupuesto de Egresos**  
**Clasificación Funcional (Finalidad y Función)**  
**DEL 01 DE ENERO AL 30 DE JUNIO DE 2020.**  
**(PESOS)**


| Concepto                                                                                      | Egresos                |                                |                         |                        |                        | Subejercicio           |
|-----------------------------------------------------------------------------------------------|------------------------|--------------------------------|-------------------------|------------------------|------------------------|------------------------|
|                                                                                               | Aprobado               | Ampliaciones/<br>(Reducciones) | Modificado              | Devengado              | Pagado                 |                        |
|                                                                                               | 1                      | 2                              | 3 = (1 + 2)             | 4                      | 5                      |                        |
| PROTECCION SOCIAL                                                                             | \$64,513,615.00        | \$37,115,261.00                | \$101,628,876.00        | \$65,781,298.82        | \$64,001,618.62        | \$35,847,577.18        |
| OTROS ASUNTOS SOCIALES                                                                        | \$194,842,735.00       | \$47,014,150.00                | \$241,856,885.00        | \$135,125,313.74       | \$127,586,804.89       | \$106,731,571.26       |
| <b>DESARROLLO ECONOMICO</b>                                                                   | <b>\$92,092,956.00</b> | <b>\$9,868,211.00</b>          | <b>\$101,961,167.00</b> | <b>\$47,532,030.24</b> | <b>\$43,775,562.98</b> | <b>\$54,429,136.76</b> |
| ASUNTOS ECONOMICOS, COMERCIALES Y LABORALES EN GENERAL                                        | \$68,451,508.00        | \$4,939,605.00                 | \$73,391,113.00         | \$34,127,874.40        | \$31,166,334.22        | \$39,263,238.60        |
| AGROPECUARIA, SILVICULTURA, PESCA Y CAZA                                                      | \$4,929,508.00         | \$57,743.00                    | \$4,987,251.00          | \$2,452,654.51         | \$2,266,823.34         | \$2,534,596.49         |
| TRANSPORTE                                                                                    | \$2,207,872.00         | -\$98,560.00                   | \$2,109,312.00          | \$1,028,780.74         | \$947,388.05           | \$1,080,531.26         |
| TURISMO                                                                                       | \$15,814,067.00        | \$4,971,585.00                 | \$20,785,652.00         | \$9,577,731.93         | \$9,078,468.71         | \$11,207,920.07        |
| CIENCIA, TECNOLOGIA E INNOVACION                                                              | \$690,001.00           | -\$2,162.00                    | \$687,839.00            | \$344,988.66           | \$316,548.66           | \$342,850.34           |
| <b>OTRAS NO CLASIFICADAS EN FUNCIONES ANTERIORES</b>                                          | <b>\$7,329,874.00</b>  | <b>\$81,062,535.00</b>         | <b>\$88,392,409.00</b>  | <b>\$83,637,285.23</b> | <b>\$83,606,681.27</b> | <b>\$4,755,123.77</b>  |
| TRANSFERENCIAS, PARTICIPACIONES Y APORTACIONES ENTRE DIFERENTES NIVELES Y ORDENES DE GOBIERNO | \$7,329,874.00         | \$2,296,330.00                 | \$9,626,204.00          | \$6,377,225.65         | \$6,346,621.69         | \$3,248,978.35         |
| ADEUDOS DE EJERCICIOS FISCALES ANTERIORES                                                     | \$0.00                 | \$78,766,205.00                | \$78,766,205.00         | \$77,260,059.58        | \$77,260,059.58        | \$1,506,145.42         |



**MUNICIPIO DE MERIDA YUCATAN**  
**Estado Analítico del Ejercicio del Presupuesto de Egresos**  
**Clasificación Funcional (Finalidad y Función)**  
**DEL 01 DE ENERO AL 30 DE JUNIO DE 2020.**  
**(PESOS)**

| Concepto               | Egresos            |                                |                    |                    |                    | Subejercicio       |
|------------------------|--------------------|--------------------------------|--------------------|--------------------|--------------------|--------------------|
|                        | Aprobado           | Ampliaciones/<br>(Reducciones) | Modificado         | Devengado          | Pagado             |                    |
|                        | 1                  | 2                              | 3 = (1 + 2)        | 4                  | 5                  |                    |
| <b>Total del Gasto</b> | \$3,585,162,826.00 | \$616,338,186.00               | \$4,201,501,012.00 | \$1,799,533,340.19 | \$1,706,904,267.67 | \$2,401,967,671.81 |

Bajo protesta de decir la verdad declaramos que los Estados Financieros y sus Notas son razonablemente correctos y responsabilidad del emisor.

  
LIC. RENÁN ALBERTO BARRERA CONCHA

PRESIDENTE MUNICIPAL

  
LIC. LAURA CRISTINA MUÑOZ MOLINA

DIRECTORA DE FINANZAS Y TESORERA MUNICIPAL